


FHN600 REMOTE

The remote requires the alarm to be connected to mains power, it will not work if only powered by batteries. Hold the remote within 3 meters of the alarm and aim for the remote sensor. This is marked with a  symbol.



1. TESTING

Pressing the "Test" button on the remote is the same as pressing the test button on the alarm. Point the remote at the alarm and press "Test" to test the alarm. Press again after the alarm has sounded to test all interlinked alarms. The Test button can also be used to silence a low battery warning for approximately 10 hours during which the red light will flash 3 times every 8 seconds.



2. HUSH

Press and hold the "Hush" button for 2 seconds to silence an alarm for 10 minutes. If this function is used on an alarm activated by smoke, heat, or CO it will silence all interconnected alarms. If used on an alarm triggered by an interlink signal it will only silence others in the system triggered by the interlink but will not silence the alarm activated by smoke, heat, or CO. The activated alarm can be identified by its flashing Red LED. Some television and other universal remote controllers can also be used to silence the alarm, and press and hold any button for 2 seconds.

3. RESET

The "Reset" button will reset the device.

4. DATA



The "Data" button is used with additional equipment to read the history of alarm activations.

5. BATTERY

BATTERY WARNING: KEEP OUT OF REACH OF CHILDREN

"If the battery compartment does not close securely, stop using the product and keep it away from children".

"If you think batteries might have been swallowed or placed inside any part of the body, seek immediate medical attention."

 BATTERY WARNING	
KEEP OUT OF REACH OF CHILDREN. Swallowing can lead to chemical burns, perforation of soft tissue, and death. Severe burns can occur within 2 hours of ingestion. Seek medical attention immediately.	



If a Coin Cell Battery is Swallowed

Unfortunately, it is not obvious when a button or coin battery is stuck in a child's oesophagus (food pipe). There are no specific symptoms associated with this. The child might:

- cough, gag or drool a lot;
- appear to have a stomach upset or a virus;
- be sick;
- point to their throat or stomach;
- have a pain in their abdomen, chest or throat;
- be tired or lethargic;
- be quieter or more clingy than usual or otherwise "not themselves";
- lose their appetite or have a reduced appetite; and
- not want to eat solid food / be unable to eat solid food.

These sorts of symptoms vary or fluctuate, with the pain increasing and then subsiding.

A specific symptom to button and coin battery ingestion is vomiting fresh (bright red) blood. If the child does this seek immediate medical help.

The lack of clear symptoms is why it is important to be vigilant with "flat" or spare button or coin batteries in the home and the products that contain them.

Fireblitz Extinguisher Ltd.

Units 15-17 Manford Industrial Estate, Manor Road, Erith, Kent DA8 2AJ
Telephone: +44 (0) 1322 342238 Email: customerservice@fireblitz.co.uk

TEXT HELPLINE (out of hours): **07885 831 239**

8003V1.0

Firehawk
SAFETY PRODUCTS

Alarm Remote

MANUAL



COMPATIBLE WITH:
FHN250BB/RB
FHN450BB/RB

CE
UK
CA

**READ AND
RETAIN THIS
USER MANUAL**